

Supply list for home infusions with a PORT

Websites:

<https://store.independenceaustralia.com> - shipping free over \$50

<https://joyamedicalsupplies.com.au> – shipping flat rate \$17.27 (item prices don't include GST)

<https://au.ninelife.com/> - shipping \$9.95

<https://www.vitalmedicalsupplies.com.au/> - shipping \$10 or free if over \$250 (usually more expensive than other websites)

<https://www.gosupply.com.au/store/>

<https://shop.atlasmcneil.com.au/>

<https://www.medshop.com.au/>

<https://www.medsales.com.au/> Shipping 16.50

Funding supplies

If you are using NDIS consumable funding to purchase supplies and are plan managed, many of these websites have a form you can complete, and they will set you up a NDIS account that will bill your plan manager directly. If you are self-managed, you can just set up a normal account, pay out of pocket and reclaim once the invoice is sent. Please make sure you can link the port supplies to your goals. It may be helpful to have a goal that is specifically related to this, such as 'To improve my functional capacity and independence by maintaining my health care needs, such as PORT care, related to my disability, in my home and not in a hospital setting'. It may be helpful to have a letter from an OT and cardiologist describing the functional capacity impact (increased fatigue, decreased community participation, increased support needs etc) of not having fluids at home.

Tip: You will find you have far more general waste from all the medical supplies. Most councils allow you to apply for a second general waste rubbish bin (for free!) if you have medical waste. Call your local council to find out if they have this option. You will likely need to fill out a form, take this to your local council office, they will approve the request and give you a sticker/form which you will need to take to the local tip to pick up the rubbish bin.

Table of Contents

<i>Supply list for home infusions with a PORT</i>	1
Websites:	1
Funding supplies	1
<i>Huber/Gripper needle</i>	3
<i>Port dressing</i>	6
<i>Antiseptic solution</i>	9
<i>Dressing pack</i>	11
<i>Administration sets</i>	12
<i>Syringes, needles, trays & sharps containers</i>	14
<i>Fluids</i>	17
<i>Needleless access devices/bungs/hubs</i>	18
<i>Caps</i>	19
<i>Hand sanitiser & hand wash</i>	20
<i>Sterile paper towel & Gloves</i>	22
<i>Adhesive remover sprays & wipes</i>	23
<i>Skin protectant/Barrier wipe</i>	25

Huber/Gripper needle


There are many different brands as long as it's a Huber/Gripper non-coring needle of the right length and gauge, you should be okay.



Length – ½ inch, ¾ inch, 1 inch, 1 ½ inch.



Gauge – 19g, 20g, 22g (the higher the number the smaller the needle diameter, if you're running the fluids via gravity, I wouldn't go any smaller than a 20g).

Y-site – these are not necessary unless you need to infusion from two different lines at the same.

A longer port needle may be required depending on how deep the port is. Your interventional radiologist or surgeon will instruct which size needle is needed for your port. The standard needle length is 3/4inch. You may find you need a longer needle during the first couple of weeks after placement due to swelling. Changes in weight can also affect the needle size needed. If you cannot feel the needle hitting the back of the port when inserting or it is not flushing/giving blood return, you may not have a long enough needle. Make sure you are moving the insertion site slightly every time to avoid skin breakdown.





Item	Link and price	Picture
Gripper needle 22G	<p>https://store.independenceaustralia.com/medical-aids/needles-syringes-solutions/gripper-needle-22gx19mm-20000600 \$19.40 each 19mm or 3/4inch needle without Y-site</p> <p>https://store.independenceaustralia.com/medical-aids/needles-syringes-solutions/gripper-needle-22gx0-625-in-20381070 \$22.95 each 3/4inch or 19mm without Y-site</p> <p>https://store.independenceaustralia.com/medical-aids/needles-syringes-solutions/gripper-needle-22gx0-75-in-20381080</p> <p>https://store.independenceaustralia.com/medical-aids/needles-syringes-solutions/gripper-needle-22gx0-75-in-20380780 \$19.79 each 3/4inch with Y-site</p> <p>https://store.independenceaustralia.com/medical-aids/needles-syringes-solutions/gripper-needle-22gx1-25-in-20380800 \$19.35 each 1.25inch or 32mm with Y-site</p>	





<p>Gripper needle 20G</p>	<p>https://store.independenceaustralia.com/medical-aids/needles-syringes-solutions/needle-huber-gripper-plus-safety-20-g-x-19mm-20000198 \$19.20 each 3/4inch or 19mm without Y-site.</p> <p>https://store.independenceaustralia.com/medical-aids/needles-syringes-solutions/needle-huber-gripper-plus-safety-20-g-x-19mm-20000194 \$19.45 each 19mm or 3/4inch without Y-site</p> <p>https://store.independenceaustralia.com/medical-aids/needles-syringes-solutions/gripper-needle-20gx0-75-in-20381040 \$19.85 each 3/4inch without Y-site</p> <p>https://store.independenceaustralia.com/medical-aids/needles-syringes-solutions/gripper-needle-20gx1-in-20381050 \$19.95 each 1inch without Y-site</p> <p>https://store.independenceaustralia.com/medical-aids/needles-syringes-solutions/needle-huber-gripper-plus-safety-20-g-x-32mm-20000199 \$19.45 each 32mm or 1.25inch without Y-site</p> <p>https://store.independenceaustralia.com/medical-aids/needles-syringes-solutions/gripper-micro-port-access-needle-20-g-x-32mm-20381005 \$23.10 each 32mm or 1.25inch without Y-site. This gripper is a bit different to other needles. If you would like to use these needles, I suggest you watch this YouTube video as its difficult to explain. https://www.youtube.com/watch?v=wU7oQ7qBu08</p> <p>https://store.independenceaustralia.com/medical-aids/needles-syringes-solutions/gripper-needle-20gx1-25-in-20381060 \$19.70 each 1.25inch or 32mm without Y-site</p>	
<p>Gripper needle 19G</p>	<p>https://store.independenceaustralia.com/medical-aids/needles-syringes-solutions/gripper-needle-19gx0-75-in-20381000 \$19.75 each 3/4inch without Y-site</p>	


	<p>https://store.independenceaustralia.com/medical-aids/needles-syringes-solutions/gripper-needle-19gx1-in-20380710 \$19.00 each 1inch with Y-site</p> <p>https://store.independenceaustralia.com/medical-aids/needles-syringes-solutions/gripper-needle-19gx1-25-in-20381020 \$19.70 each 1.25inch or 32mm without Y-site</p>	
<p>Bard PowerLoc safety winged infusion sets. I prefer these needles as they are one of the only gripper needles in Australia that do not have a foam pad, which I react to. They are also low profile and are contrast power injection compatible. However, they are more awkward to grip when accessing. You need to make sure the wings are clicked into the needle, or the safety mechanism will engage.</p>	<p>You can buy these directly from Bard. Call customer service on 1800 257 232 or email sales.australia@bd.com. If you have any issues Sue Sando is the account manager for SA. Her email address is sue.sando@bd.com</p> <p>Product code: 19G 0.75inch needles is 8651934 Product code: 20G 0.75inch needles is 8652034 Product code: 22G 0.75inch needles is 8652234 Product code: 19G 1inch needles is 8651910 Product code: 20G 1inch needles is 8652010 Product code: 22G 1inch needles is 8652210 Product code: 19G 1.5inch needles is 8651915 Product code: 20G 1.5inch needles is 8652015 Product code: 22G 1.5inch needles is 8652215</p> <p>*These codes may change so make sure you quote the correct gauge and length along with the product code when you call to place an order. They only sell these needles in a box of 20 for \$470. If your order is under \$500, they will charge for freight \$50.</p>	

Port dressing

If you have MCAS it might be trial and error with dressings and antiseptic. Dressings with pads/islands are not recommended as they obscure the insertions site, which needs to be monitored regularly for any signs of infection while accessed. There are many dressing options, these are just the commonly used dressings. Ideally you want it to be a clear film dressing so you can visual the site. Dressings impregnated with CHG(Chlorhexidine) help reduce the risk of infections. However, they can be considerably more costly and if you are allergic to chlorhexidine these will not be a viable option.



Item	Link & Price	Picture
Tegaderm film dressing (notorious for causing reactions)	https://store.independeanceaustralia.com/tegaderm-film-10cmx12cm-22000545 \$1.30 each or \$65 for box of 50	
Tegaderm IV Advanced dressing (silicone-based adhesive dressing that is hypoallergenic).	https://store.independeanceaustralia.com/tegaderm-adult-oval-8-5-cm-x-11-5-cm-22000585#/ oval 8.5cm-11.5cm (code 1685) \$2.85 – designed for CVCs (central venous catheters) but still fits over a port with enough clearance either side. You ideally need at least 4cm of dressing around the port needle. https://store.independeanceaustralia.com/tegaderm-adult-rectangle-10cmx12cm-22000580 - Designed for PORTS (code 1688) - \$3.20 each or \$160 for box of 50	
Tegaderm IV Advanced CHG dressing	https://store.independeanceaustralia.com/tegaderm-chg-chlorhexidine-gluconate-i-v-securement-dressing-10cmx12cm-22000435 \$17.20 each or \$430 for box of 25. This dressing has a small pad impregnated with chlorhexidine (CHG) which sits directly over the line/needle.	
Tegaderm HP	https://store.independeanceaustralia.com/tegaderm-hp-transparent-film-dressing-10cmx12cm-22000345 \$1.60 each. This dressing is designed with a special adhesive that provides greater holding power (hence the HP) under moist skin conditions, good for those that sweat a lot. However, many find they are allergic to this dressing.	





<p>IV3000 Dressing The one with the orange handles, is often not tolerated as well as the one without.</p>	<p>https://store.independenciaustralia.com/i-v-3000-10cmx14cm-22363020?gclid=CjwKCAiAgbiQBhAHEiwAuQ6BkuMuSLX XH2KtzW-ODwbL-zeKXbehHrzWCZuhW8iYjG4EQW4Zwht2yBoCY34QAvD_BwE \$2.65 each (this one is designed for PORTs)</p> <p>https://store.independenciaustralia.com/i-v-3000-10cmx14cm-22363020?gclid=CjwKCAiAgbiQBhAHEiwAuQ6BkuMuSLX XH2KtzW-ODwbL-zeKXbehHrzWCZuhW8iYjG4EQW4Zwht2yBoCY34QAvD_BwE \$2.85 each (orange handles)</p> <p>https://store.independenciaustralia.com/opsite-dressing-i-v-3000-9cm-x-12cm-22363085?gclid=CjwKCAiAgbiQBhAHEiwAuQ6BkggeXs8bX05sjLWeT1xH83qvrDFFnRJR8Ddx7p4NsECcNelgjzR9OhoCG1QQAvD_BwE \$3.10 each</p>	 <p>The image shows three items related to the IV3000 dressing: a box of 40x40mm dressings, a box of 40x40mm dressings with orange handles, and a box of 50 ported 9cm x 12cm dressings.</p>
<p>Opsite Flexiflix Do not get the rolls.</p>	<p>https://store.independenciaustralia.com/opsite-dressing-10cmx12cm-22362510 \$1.65 each</p>	 <p>The image shows a box of Opsite Flexiflix dressing, 50 pieces, 10cm x 12cm (4in. x 4 7/8in.).</p>
<p>Mepore film Without pad.</p>	<p>https://store.independenciaustralia.com/mepore-film-transparent-10cmx12cm-22290955 \$1.09 each</p>	 <p>The image shows a roll of Mepore film dressing, which is a clear, adhesive film used for wound care.</p>
<p>Mepitel Film Silicone based adhesive, good for sensitive skin.</p>	<p>https://store.independenciaustralia.com/mepitel-film-10-x12-xcm-10x12cm-22291205 \$3.35 each</p>	 <p>The image shows a roll of Mepitel film dressing, which is a silicone-based adhesive film used for wound care.</p>

<p>Band-Aid spot/IV pressure pad.</p> <p>These are for when you deaccess your PORT and only need to stay on for 1 hour. You can get any shape; it does not need to be round.</p>	<p>https://www.chemistwarehouse.com.au/buy/53126/elastoplast-76334-sensitive-transparent-hypoallergenic-spot-24-strips?gclid=EAlaIQobChMIwl_QnfOY9gIVBq6WCh1nngHFEAQYASABEgLkEPD_BwE&gclsrc=aw.ds \$3.49 for box of 25</p> <p>https://www.medshop.com.au/products/iv-injection-pressure-pad-36mm-box-100 \$35.82 for box of 100</p>	 <p>The image shows two medical products. The top product is a box of Elastoplast Hypoallergenic Transparent Spots, which are water-repellent and designed for sensitive skin. The bottom product is a box of Injection Pads, which are used for IV access sites.</p>
---	---	--

Antiseptic solution

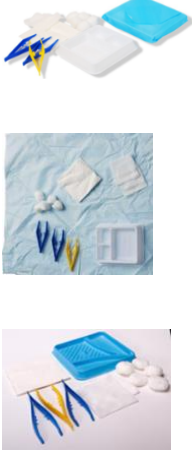

If you have MCAS you might want to play around with different brands as well as solutions. If you don't tolerate betadine, chlorhexidine, or alcohol, try prontosan. This is more gentle on the skin and often tolerated better. If you are having issues tolerating all the previous antiseptics, you can clean with an antiseptic and then wipe it all off with sterile 0.9% sodium chloride. Making sure you remove all the antiseptics. If this doesn't work, then you can skip the traditional antiseptics and just clean the skin with sterile 0.9% sodium chloride (saline). After cleaning the skin, it is very important to allow the skin to air dry completely before applying the dressing. If the skin is still moist it can cause skin breakdown and rashes. DO NOT FAN THE SKIN TO DRY QUICKER.

Item	Link & Price	Picture
<p>Povidone iodine (Betadine). If you do not like orange tinted skin, you can wipe off the excess solution, once dried, with sterile alcohol wipes or gauze soaked with sodium chloride 0.9%.</p>	<p>https://store.independenceaustralia.com/betadine-antiseptic-solution-100ml-24000115 - \$7.70 for 100ml bottle. This bottle can only be used for 72hrs, ideally, they are single use only. It is cheaper to get the wipes instead, although they are harder to open onto the sterile field.</p> <p>https://store.independenceaustralia.com/wipes-povidone-iodine-antiseptic-24400005 \$14.80 for box of 200 wipes</p> <p>https://www.livingstone.com.au/Product/id/MILMH-024C/MEDICAL-INDUSTRIES-POVIDONE-IODINE-SWABSTICK-3-PK-50PK-BOX/ \$28.60 for box of 50 pks. Each pk has 3 swabs.</p>	
<p>2% Chlorhexidine and 70% Isopropyl Alcohol. Make sure you get the <u>untinted</u> ones unless you fancy pink skin.</p>	<p>https://store.independenceaustralia.com/soluprep-iv-swab-24000070 \$58.80 for a box of 50</p> <p>https://www.medsales.com.au/products/alcohol-chlorhexidine-swab-stick \$14.15 for of 50.</p> <p>https://solmed.com.au/products/swabsticks-intravenous-skin-prep-alcohol-chlorhexidine-cotton-swab-sticks-x-50 \$30 for box of 50.</p> <p>https://www.medsales.com.au/products/swab-sticks-alcohol-70-chlorhex-2-bx25-1 \$19.38 for box of 25.</p>	







	<p>https://solmed.com.au/collections/swabs/products/copy-of-swabsticks-intravenous-skin-prep-alcohol-chlorhexidine-foam-swab-sticks-x-box-25 \$30 for box of 25.</p> <p>https://store.independenceaustralia.com/alcohol-swabs-70-isopropyl-2-chlorhexidine-24000708 \$4.85 for box of 200.</p> <p>The packets are not sterile. The wipe inside is sterile. You will have to tear the packet and drop the wipe onto the sterile field without touching it.</p> <p>Note: This wipe should also be used to clean the needleless access device/hub/bung on the end of your line before use.</p>	
<p>Isopropyl alcohol</p>	<p>https://store.independenceaustralia.com/alcohol-wipes-briempak-24000706 \$3.75 for box of 200. The packets are not sterile. The wipe inside is sterile. You will have to tear the packet and drop the wipe onto the sterile field without touching it.</p>	
<p>Prontosan. Good option if you are allergic to the commonly used antiseptics.</p>	<p>https://store.independenceaustralia.com/prontosan-wound-irrigation-40ml-13000725 \$4.35 each</p>	
<p>0.9% Sodium Chloride. This is a last resort if you cannot tolerate any other antiseptics. Make sure the solution inside the ampules or sachet is sterile.</p>	<p>https://store.independenceaustralia.com/sodium-chloride-9-10ml-13000530 \$0.61 each</p>	

Dressing pack

This will be your 'sterile field'. Any sterile dressing pack is fine. If you are using an antiseptic in liquid form, you will need to get a dressing pack that has cotton balls, as they are easier to grip and squeeze out excess liquid than gauze. It is a good idea to have extra sterile gauze or sterile cotton balls, that you can add to the field in case you need to reclean the skin.

Item	Link and price	Picture
Basic dressing pack with cotton balls.	<p>https://store.independenceaustralia.com/senturian-basic-dressing-pack-type-4-tear-22400900 \$1.05 each</p> <p>https://www.medsales.com.au/products/basic-dressing-pack-4 \$1.05 each</p> <p>https://joyamedicalsupplies.com.au/product/basic-dressing-pack-with-non-woven-balls-and-swabs-sterile/ \$0.99 each</p>	
Sterile Gauze	<p>https://store.independenceaustralia.com/wound-care/wound-dressings/gauzes/gauze-swab-8-ply-sterile-22370750 \$0.22 for 1 packet of 3 gauze swabs.</p>	
Sterile cotton balls	<p>https://store.independenceaustralia.com/cotton-wool-balls-sterile-24000600 \$0.17 for 1 pack of 5 cotton balls</p>	

Administration sets



Reorder No.	Units	Description	Tubing Length	Priming Vol.	Plasticiser	Previous No.
 21-7345-24	15/box	CADD® high volume administration set with bag spike, flow stop, 0.2-micron air-eliminating filter, clamp, injection site and one-way checkvalve with male Luer	120 in (305 cm)	20 mL	TOTM (non-DEHP)	21-7355-24 21-7055-24
 21-7357-24	15/box	CADD® high volume administration set with bag spike, flow stop, clamp, and one-way checkvalve with male Luer	92 in (234 cm)	11 mL	TOTM (non-DEHP)	21-7057-24
 21-7364-24	15/box	CADD® high volume administration set with bag spike, flow stop, 1.2-micron air-eliminating filter, Luer-activated needleless injection site, clamp, and one-way checkvalve with male Luer	118 in (300 cm)	18 mL	TOTM (non-DEHP)	21-7375-24 21-7075-24
 21-7361-24	15/box	CADD® high volume administration set with bag spike, flow stop, 1.2-micron air-eliminating filter, clamp, injection site, and one-way checkvalve with male Luer	118 in (300 cm)	18 mL	TOTM (non-DEHP)	21-7381-24 21-7081-24 21-7389-24 21-7089-24
 21-7386-24	15/box	CADD® high volume administration set with bag spike, flow stop, 1.2-micron air-eliminating filter, clamp, and one-way checkvalve with male Luer 	104 in (264 cm)	15 mL	TOTM (non-DEHP)	

21-7345-24	SET, ADMIN, HIGH VOL, 0.2 FLTR, FS, TOTM	15/BX	BX	\$370.00
21-7357-24	SET, ADMIN, HIGH VOL, FS, TOTM	15/BX	BX	\$206.00
21-7361-24	SET, ADMIN, HIGH VOL, 1.2 FLTR, INJ SITE, FS, TOTM	15/BX	BX	\$370.00
21-7364-24	SET, ADMIN, HIGH VOL, 1.2 FLTR, NAC, FS, TOTM	15/BX	BX	\$370.00
21-7386-24	SET, ADMIN, HIGH VOL, 1.2 FLTR, FS, TOTM	15/BX	BX	\$370.00

This is the pricing for the high-volume sets (does not include GST). These prices are current as of Feb 2022. The 21-7357-24 line is the best line for administering fluids at a fast rate. The other options have air filters, which can cause the pump to give air in line warnings or occlusion warnings more often. Make sure you don't get the minimum volume administration sets as they can't run fluids at higher rates. The minimum volume sets are intended for infusing very small volumes at slow rates such as a PCA, epidural or administration of IV antibiotics.

If the high-volume set I recommended is out of stock you can use the other high-volume sets until it becomes available again. If all the high-volume lines are out of stock (very rare) you can use a minimum volume set, however, you will not be able to run the fluids at fast rates (no more than 200 ml/hr).

If you are disconnecting for a short period of time, the end of the line needs to be kept clean with a sterile safe site cap. If you are only using the lines for a few hours a day, I would recommend using a new line everyday as leaving the fluid sitting stagnant in the line for long periods of time, dramatically increased the chances of bacteria growth in the line.

Item	Link and price	Picture
Gravity sets	<p>https://store.independenciaustralia.com/administration-solution-set-13000265?gclid=CjwKCAjwh5qLBhALEiwAiods_HKMwCPMUBqQdeqRGE4WqJDjUhNtoZkvhZehyG56m_E30EA6roeJxoC8sMQAvD_BwE \$2.25 each</p> <p>https://joyamedicalsupplies.com.au/product/infusion-set-with-15micron-filter-vented-chamber-and-needleless-access-site/ - \$3.45 per line</p> <p>https://joyamedicalsupplies.com.au/product/infusion-set-injection-site-220-cm/?attribute_pa_pcs-pk-ctn=1-pcs - \$2.99 per line or \$299 for ctn of 100</p> <p>https://store.independenciaustralia.com/exadrop-with-intrafix-primeline-20000415 \$7.54 each. These are a good option if you are not confident in using gravity sets or setting the correct drip rate.</p>	
CADD high volume administration sets. The high volume sets can run fluids at a max rate of 500ml/hr.	<p>These need to be bought directly from Smiths Medical (also known as ICU Medical). You will need to email sma.sales@smiths-medical.com. Let them know you are a new patient, this is your first order and include the code for the high volume admin set (21-7357-24) as well as your contact details and shipment address.</p> <p>They will only sell them via a box of 15. They may get back to you and tell you there is a distributor in SA; however, the distributor doesn't sell the CADD lines. Just let them know you want to buy them directly, not from a distributor. Ask for a pro forma invoice. They will send you the invoice via email and you will need to either pay over the phone with a credit card (call 1800 654 949 and press 3 and speak with Blossom) or bank transfer with details on the invoice. If you are paying via bank transfer, once complete, email the transfer details to them. Once they have received the payment, they will release the goods for shipment (free shipping). If you're having issues email karen.carroll@smiths-medical.com she is the manager or email julie.gray@smiths-medical.com Julie is the account manager/rep. This is not a common occurrence for the sales team to sell directly to patients, so please be patient with them if they do not understand at first.</p> <p>High volume administration set without filter (234cm). \$226 for box of 15</p>	


Syringes, needles, trays & sharps containers

It is preferable to use a syringe, which has a diameter of no smaller than 10ml. Although any size syringe can be used if you do not apply excessive force while flushing, especially if you feel resistance. Most PORTS are power injectable lines (compatible with CT contrast etc). These devices are designed to withstand high pressures, so any size syringe is safe with these lines. The below link is a great resource if you would like to learn more about flushing, locking and catheter occlusions. <https://www.ncbi.nlm.nih.gov/pmc/articles/PMC4446496/>.



Sharps containers must be used for all needles. Once these containers are full, the container must be sealed and can be taken to a community sharps disposal facility. These may include public hospitals, participating pharmacies, or local councils. You do not need to use the medical sharps containers, you can use any rigid, leak proof, puncture resistant and shatter proof container with a tight-fitting lid.

Item	Link and price	Picture
<p>Saline 0.9% prefilled Posiflush 10ml. For flushing only, packaging/syringe is not sterile and cannot be used on a sterile field.</p>	<p>https://joyamedicalsupplies.com.au/product/posiflush-pre-filled-syringe-10ml-sodium-chloride-0-9/ - \$31.50 for a box of 30</p> <p>https://www.vitalmedicalsupplies.com.au/catalogue-products/needles--syringes/prefilled-syringe/saline/posiflush-pre-filled-syringe-10ml-30s/ \$30.47 for box of 30.</p> <p>https://www.gosupply.com.au/product/bd-posiflushtm-pre-filled-saline-syringe-10ml-box30/ \$38.62 for box of 30.</p>	
<p>Posiflush PFS XS Aseptic 10ml. Packaging is not sterile, however, the syringe inside is sterile and can be used on a sterile field.</p>	<p>https://www.vitalmedicalsupplies.com.au/catalogue-products/needles--syringes/prefilled-syringe/saline/posiflush-pfs-xs-aseptic-10ml-30s/ \$64.24 for box of 30. These are often out of stock.</p> <p>https://www.gosupply.com.au/product/bd-posiflushtm-pre-filled-xs-saline-syringe-10ml-box30/ \$81.48 for box of 30. These are often out of stock.</p>	

<p>Syringes 10ml luer lock. Packaging is not sterile, however, the syringe inside is sterile and can be used on a sterile field.</p>	<p>https://store.independenceaustralia.com/syringe-luer-lock-10-ml-without-needle-20000010 \$0.20 each or \$20.00 box of 100</p> <p>https://joyamedicalsupplies.com.au/product/syringe-luer-lock-10-ml-without-needle/ \$22.10 box of 100</p>	
<p>Blunt drawing up needle 18G x 38mm. These are for drawing up sodium chloride solution into a syringe for a flush. The needle inside the packaging is sterile.</p>	<p>https://www.vitalmedicalsupplies.com.au/catalogue-products/needles--syringes/needles/drawing-up/drawing-up-blunt-18gx38mm-100s/ \$4.95 box of 100.</p>	
<p>Needle 23G x 25mm. These are to be used with a syringe to remove the air in a fluid bag. The air can also be removed without a syringe/needle, but it is a bit tricky. The needle inside the packaging is sterile.</p>	<p>https://www.vitalmedicalsupplies.com.au/catalogue-products/needles--syringes/needles/hypodermic/needles-23gx25mm-100s/</p>	
<p>Injection tray/Kidney dish. If the tray isn't damaged it can be used multiple times, just clean with clinell or tuffie wipe before each use.</p>	<p>https://store.independenceaustralia.com/injection-tray-33370005 \$0.17 each. Single use.</p> <p>https://store.independenceaustralia.com/kidney-dish-235mm-plastic-14000400 \$0.88 each</p>	 



<p>Sharps Container. Any size/type will be fine.</p>	<p>https://store.independenceaustralia.com/sharpsafe-container-8-litre-screw-top-33000656?gclid=Cj0KCQjw8_qRBhCXARIsAE2AtRa4m6gvziTyrRodVxD0mZgWQtxVYK_gVe_9FMxmaytvT7vcS5UgyzgaAhJiEALw_wcB 8L container - \$18.21 each. This size should last you at least a year.</p> <p>https://store.independenceaustralia.com/sharps-container-750ml-33000663 750ml container - \$5.85 each. This is a good size for travelling with or keeping in your car.</p>	 <p>The image shows two yellow sharps containers. The top one is a large 8L screw-top container with a handle and a label that reads 'DANGER SHARPS CONTAINER'. The bottom one is a smaller 750ml container with a similar label and a small handle.</p>
---	--	---

Fluids

Item	Link and Price	Picture
<p>Hartmann's solution, also called compound sodium lactate. 1L bag</p>	<p>https://store.independenceaustralia.com/medical-aids/needles-syringes-solutions/hartmans-solutions-1000ml-13000690 \$2.09 each</p>	
<p>Sodium Chloride for injection 0.9% 10ml ampules. The ampules are not sterile, the solution inside the ampules is sterile.</p>	<p>https://store.independenceaustralia.com/sodium-chloride-9-10ml-13000530 \$0.61 each</p> <p>https://joyamedicalsupplies.com.au/product/b-braun-sodium-chloride-for-injection-0-9-10ml/ - \$12 for box of 20</p>	



Needleless access devices/bungs/hubs

There are many brands, some are negative pressure, positive pressure or neutral, some have a spilt membrane or self-sealing membrane. Most are latex free and do not contain PVC or DEHP. It's really up to you to decide which one you would like to use. The needleless access device is accessed using either a luer lock or luer slip syringe. All needleless access devices inside the packaging are sterile and can be opened onto a sterile field.

Item	Link and price	Picture
Microclave clear neutral displacement connector. latex free.	https://store.independenceaustralia.com/medical-aids/needles-syringes-solutions/microclave-clear-neutral-displacement-connector-13000225 \$1.40 each	
Smartsite. Latex free.	https://store.independenceaustralia.com/medical-aids/needles-syringes-solutions/smartsite-33002870 \$3.70 each	
BD Q syte. Latex free.	https://store.independenceaustralia.com/needleless-iv-connector-q-syte-20000182 \$3.95 each	
Halkey Roberts needle free IV connector	https://solmed.com.au/collections/iv-accessories/products/needle-free-iv-connector-swab-able \$3.50 each	
LuerSite valve	https://joyamedicalsupplies.com.au/product/luersite-valve-sterile/ \$3.35 each	

Caps

Sterile safesite caps are to be placed on the end of the administration/giving set, if you need to disconnect, to keep the connection clean until you reconnect. Curoso caps have a chlorhexidine impregnated pad inside the cap. They help to keep the end of the port line clean for up to 72hrs and help prevent infections. Once the curoso cap is removed it is best to still 'scrub the hub' with a 2% chlorhexidine and 70% alcohol swab for 30 seconds. There are other brands such as site scrub and swab caps.



Item	Link and price	Pictures
Curoso caps 3M	https://au.ninelife.com/products/curoso-port-protector-caps-green-1box-of-270?gclid=CjwKCAjwh5qLBhALEiwAioods0N2AY7eZws_WUWvnp2-z2fnhk0E1uuyjb5L8ranHDGYMT4id2TOOBoC9x0QAvD_BwE \$285 box of 270 (price does vary on this website)	
Sterile safesite Caps. THESE ARE NOT CUROS CAPS!	Braun safesite cap https://store.independenceaustralia.com/braun-safesite-cap-white-20001110 \$0.39 each or \$38.50 box of 100	



Hand sanitiser & hand wash

There are many brands of hand sanitiser, ideally you want one that is a mix of Chlorhexidine 0.5% and Isopropyl 70%. You will need a surgical grade hand wash for scrubbing your hands prior to accessing your port. Surgical hand wash is either made of chlorhexidine or betadine.

Note: the betadine won't leave an orange tinge on your skin as you will be washing it off immediately.

If you have sensitive skin or are not comfortable doing a surgical scrub, you can wash your hands with a medical grade hand wash and clean under your nails with nail pick, dry hands with paper towel, then use either, Softa-Man ViscoRub or SkinMan 90 prior to donning sterile gloves, as they are equivalent to using surgical hand wash. Softa-Man ViscoRub and SkinMan 90 are versatile, as they can be used to sanitise hands when setting up fluids, flushing the port as well as cleaning hands prior to donning sterile gloves to access your port.




Item	Link and price	Picture
Hand sanitiser	<p>https://store.independenceaustralia.com/avagard-antiseptic-hand-rub-with-plunger-500ml-0-5-chlorhexidine-21000700 \$13.53 bottle.</p> <p>https://store.independenceaustralia.com/microshield-handrub-500ml-21000300 \$10.95 per bottle. *This one has both chlorhexidine and alcohol.</p> <p>https://store.independenceaustralia.com/microshield-angel-blue-hand-gel-500ml-210-x-45-x-20-21000320 \$12.82 per bottle. This only contains 70% alcohol.</p>	
Surgical hand wash	<p>https://store.independenceaustralia.com/microshield-4-surgical-handwash-500ml-21000255 \$13.37 per bottle.</p> <p>https://store.independenceaustralia.com/microshield-povidone-iodine-surgical-handwash-500ml-21000085 \$20.24 per bottle.</p>	

<p>Softa-man ViscoRub. This can be used as a general hand sanitiser (scrub hands for 30seconds) or surgical disinfectant (scrub hands for 60 seconds). It is designed for sensitive skin.</p>	<p>https://store.independencesupplies.com.au/softaman-vis-r-1000ml-24000066 \$19.36 for 1l bottle</p>	
<p>SkinMan 90. This can be used as surgical disinfectant prior to donning sterile gloves. You need to rub it in for 90 seconds. It is designed for sensitive skin.</p>	<p>https://www.vitalmedicalsupplies.com.au/catalogue-products/infection-prevention--control/hand-hygiene/skinman-90-ethanol-alc-1l/ \$37.03 for 1l bottle</p>	

Sterile paper towel & Gloves





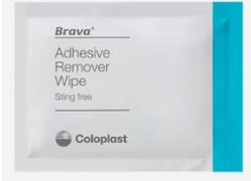
If you are using a surgical hand wash prior to donning sterile gloves, you will need two of the sterile paper towels to dry your hands after scrubbing them. Make sure to dry your hands well, as damp hands can make it more difficult to get the sterile gloves on.




**Please note that non-sterile gloves do not negate the need to clean/sanitiser your hands while doing a non-sterile procedure, such as changing the administration/giving set or flushing your line. If you touch something that is not 'clean' while wearing the non-sterile gloves you will need to change the gloves. Non-sterile gloves should only be used if there is a concern that you may come into contact with medications or blood.

Item	Link and price	Picture
<p>Sterile paper towel</p>	<p>https://store.independenceaustralia.com/paper-dressing-towel-24000465 \$0.50 for each</p>	
<p>Gloves (Sterile). There are numerous brands and types. Some have powder or powder free, thin/thick, latex/non latex. Most females are 6.0-7.5 and males are usually 7.5-9.</p>	<p>https://gosupply.com.au/product/gammex-latex-micro-surgical-gloves-size-75/ \$159.92 for box of 50. These are my favourite as they are very thin and grippy. Prices vary depending on the size.</p> <p>https://store.independenceaustralia.com/gloves-gammex-sensoprene-sensitive-7-accelerator-free-26002515 Gloves Gammex sensoprene/Sensitive 7 Accelerator free (non-latex) \$3.95 each or \$197.45 box of 50.</p>	
<p>Gloves (non-sterile). Most females are a small/medium, males are usually medium/large/x large. There are many brands and types. Some have powder/powder free and latex/non latex.</p>	<p>https://store.independenceaustralia.com/medical-aids/general/gloves/gloves-mediquip-vinyl-medium-bo-xx100-clear-26000310 \$5.49 for a box of 100. Latex free.</p> <p>https://store.independenceaustralia.com/medical-aids/general/gloves/gloves-mediquip-latex-textured-medium-bo-xx100-beige-26000710 \$13.75 for a box of 100. Latex.</p>	

Adhesive remover sprays & wipes



There are many brands and types. I normally use one of the sprays to coat the dressing, then let that sit for a couple of seconds, then use an adhesive remover wipe as I peel off the dressing. These products really help minimise skin peeling, especially with fragile EDS skin. If you contact the manufacturer directly, they may be able to provide you with a sample to trial so you can see if you're allergic. These wipes/sprays are not sterile.

Item	Link and price	Picture
Smith and nephew adhesive remover wipes	https://store.independeanceaustralia.com/adhesive-remover-wipes-smith-nephew-each-24360150 \$0.75 each or \$37.50 box of 50.	
Convatec niltac sting free adhesive remover wipes	https://store.independeanceaustralia.com/convatec-niltac-sting-free-adhesive-remover-wipes-22312010?gclid=Cj0KCQiAxoiQBhCRARIsAPsvo-z8N38K-VbT9IhXHGWxKFLsSfHxleLi7fQNhBtCXydajClbhsu3vIAaAuwCEALw_wcB \$0.75 each or \$ 22.50 for box of 30.	
Hollister adhesive remover wipes	https://store.independeanceaustralia.com/hollister-adhesive-remover-wipes-24210050?gclid=Cj0KCQiAxoiQBhCRARIsAPsvo-yrhAg1wo3XGSnhnaeV7hiN9BNWueiazBzC1GIQmnaM_fcSa5K_oRlaAog6EALw_wcB \$23.20 for box of 50.	
Convacare adhesive remover wipes (known for causing reactions)	https://store.independeanceaustralia.com/adhesive-remover-convacare-24170040 \$0.55 each or \$55 for 100.	
Brava adhesive remover wipes	https://products.coloplast.com.au/coloplast/ostomy-care/brava/brava-adhesive-remover/brava-adhesive-remover-wipes/?utm_source=google&utm_medium=cpc&utm_campaign=CP_AU_EN_AW_Shopping_OC_SP_Product_ecom&gclid=Cj0KCQiAxoiQBhCRARIsAPsvo-zxs5LqAzKZNMjBnmZ8PXz0R0rqGgux1BZULGQc2pE69IYs4NyHSyMaArAmEALw_wcB&gclsrc=aw.ds \$20.30 for box of 30.	

<p>Brava adhesive remover spray</p>	<p>https://store.independeanceaustralia.com/brava-adhesive-spray-remover-50ml-24140200 \$17.60 for 50ml bottle.</p>	
<p>Askina adhesive remover spray</p>	<p>https://store.independeanceaustralia.com/askina-adhesive-remover-24410026 \$17.88 per bottle.</p>	
<p>Welland adhesive remover spray</p>	<p>https://store.independeanceaustralia.com/welland-adhesive-remover-spray-50-ml-24000175 \$18.80 for 50ml bottle.</p>	

Skin protectant/Barrier wipe

There are many brands, however, you need to check that the wipes inside the packaging are sterile. Some wipes are not sterile, as they are intended for use on stomas. The wipes are not essential if you do not have sensitive skin. They are very helpful at protecting the skin, as they create a thin layer between the skin and the dressing. Some also leave a sticky residue, which helps the dressing stay on longer. Do not apply this directly over the skin where you are inserting the port needle. It should be applied 2cm away from the port needle. If you contact the manufacturer directly, they may be able to provide you with a sample to trial so that you can see if you're allergic. **DO NOT GET THE SPRAYS!**

Item	Link and price	Picture
Cavilon no sting barrier wipe	https://store.independenceaustralia.com/cavilon-barrier-wipes-no-sting-sachet-1ml-24000710 \$1.75 each or \$52.50 for box of 30. I find this one has a sticky residue that really helps the dressing stay on longer.	
Welland barrier film wipe	https://store.independenceaustralia.com/welland-barrier-film-wipes-sterile-24000765 \$2.00 each or \$60 for box of 30.	
Smith and nephew secura no sting barrier wipe	https://store.independenceaustralia.com/secura-no-sting-barrier-film-wipe-1-ml-24360315 \$1.45 each or 72.50 for box of 50.	